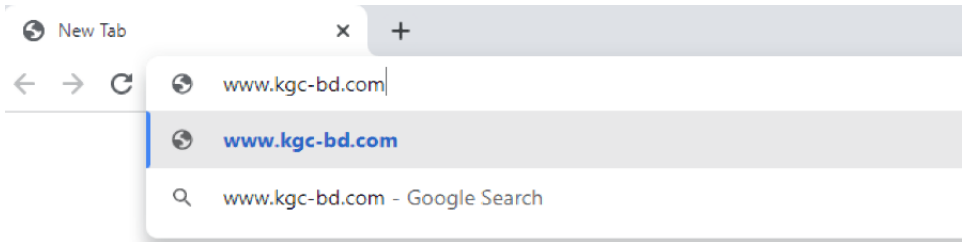




# **Online Bill Payment Manual**

**Kurmitola Golf Club**

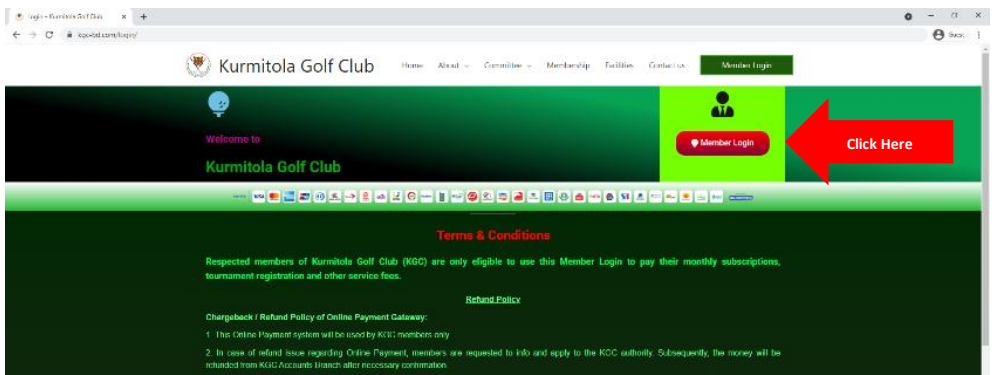
01. Please visit Kurmitola Golf Club (KGC) website.



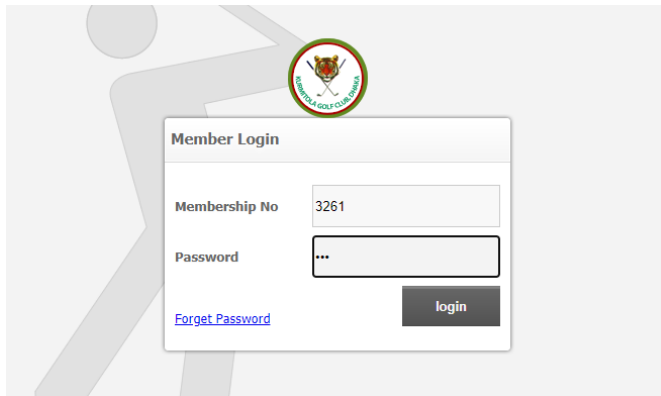
02. After you enter KGC website [www.kgc-bd.com](http://www.kgc-bd.com) please Click [Member Login](#)



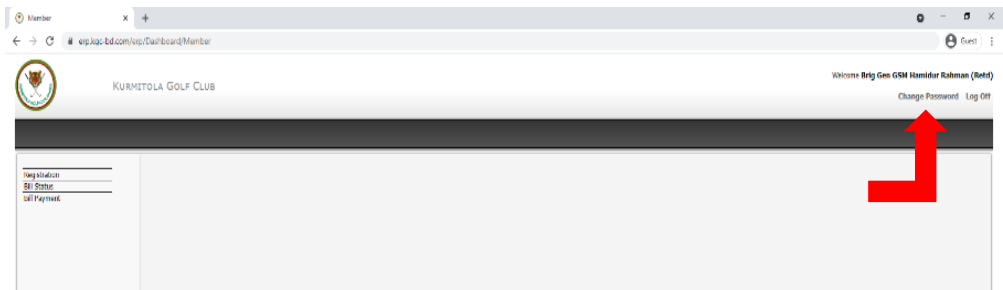
03. In this new page please click [Member Login](#)



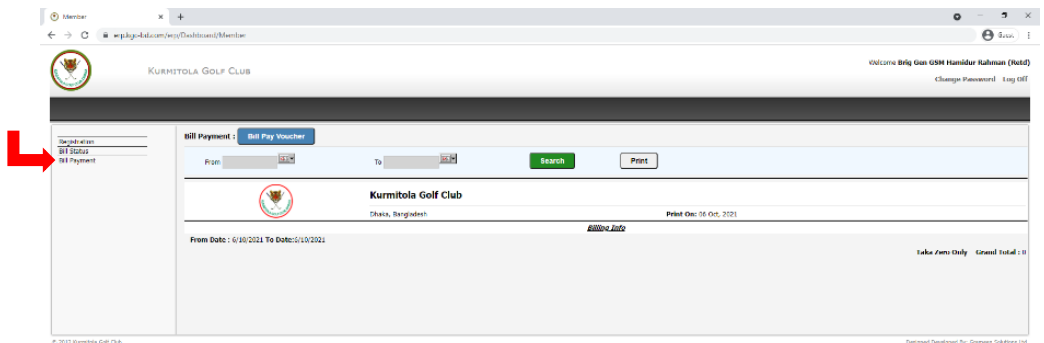
04. In this new page please enter your KGC **Membership No** and **Password**.  
**Default password: 123** If you not changed before.



05. After successful login you may change your default password.



06. For bill payment please click **Bill Payment**.



## 07. In this step please click **Bill Pay Voucher**.

The screenshot shows the member dashboard for Kurmitola Golf Club. The user is logged in as Brig Gen GSM Hamidur Rahman (6414). The dashboard has a navigation menu on the left with options: Registration, Bill Status, and Bill Payment. The main area has a 'Bill Payment' tab and a 'Bill Pay Voucher' button, which is highlighted with a red arrow. Below the button are input fields for 'From' and 'To' dates, a 'Search' button, and a 'Print' button. The dashboard also displays the club's name, address (Dhaka, Bangladesh), and the current date (05 Oct, 2021). At the bottom, it shows 'From Date: 6/10/2021 To Date: 6/10/2021' and a summary: 'Taka Zero Only Grand Total: 0'.

## 08. A new dashboard will appear.

The screenshot shows the same dashboard as in step 07, but with a 'Collection Information' modal window open. A red arrow points to the 'Bill Pay Voucher' button. The modal window contains the following information:

COLLECTION INFORMATION	
MEMBERSHIP NO	3751
DATE	05 Oct, 2021
MEMBER NAME	BRIG GEN GSM HAMIDUR RAHMAN (6414)
CATEGORY	DEFENCE SERVICE OFFICER
MEMBERSHIP	
ON ACCOUNT OF	
A) <input type="checkbox"/> SUBSCRIPTION	FROM 05 Oct, 2021 TO 05 Oct, 2021
B) <input type="checkbox"/> CONTRIBUTION (WF)	FROM 05 Oct, 2021 TO 05 Oct, 2021

The modal also includes a table for 'ACCRETIONAL AMOUNT' with columns for ANNUAL DUE, MONTHLY DUE, CONTRIBUTION (WF), LOCKER DUE, TOURNAMENT DUE, and SERVICE DUE. The 'ON ACCOUNT OF' section has a 'Pay Now' button.

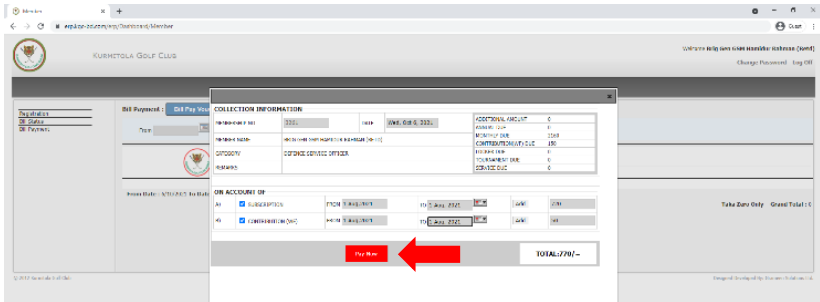
## 09. Please **tick mark** in your bill type i.e. **Subscription, Contribution (WF)**. No need to select starting month. Only select end month by clicking calendar icon. Then click **Done**.

The screenshot shows the 'Collection Information' modal window with the 'Subscription' and 'Contribution (WF)' options ticked. The 'ON ACCOUNT OF' section now shows:

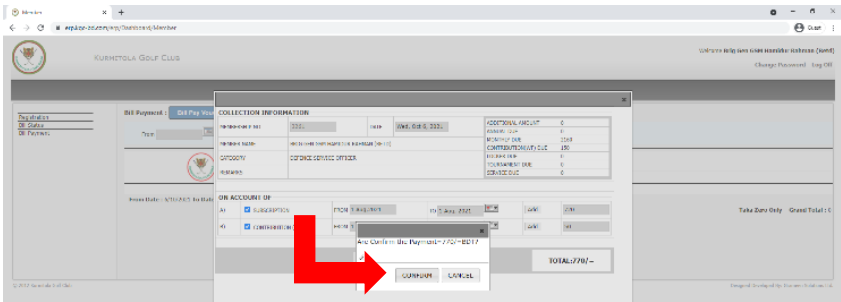
A) <input checked="" type="checkbox"/> SUBSCRIPTION	FROM 05 Aug 2021 TO 05 Aug 2021
B) <input checked="" type="checkbox"/> CONTRIBUTION (WF)	FROM 05 Aug 2021 TO 05 Aug 2021

The modal also shows a calendar icon for selecting the end month. The 'TOTAL' is now 720. The 'Done' button is visible.

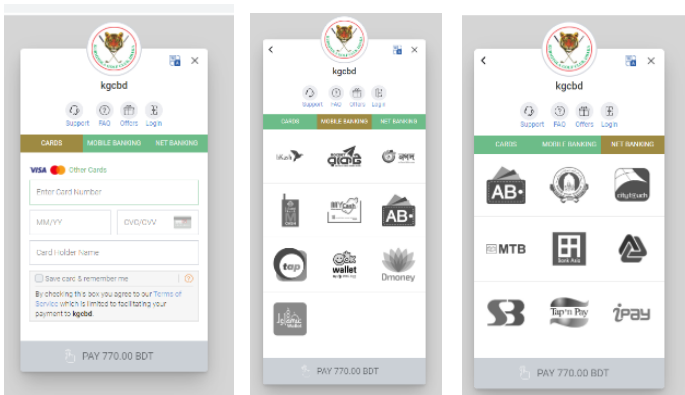
10. After selection of your bill item click **Pay Now**.



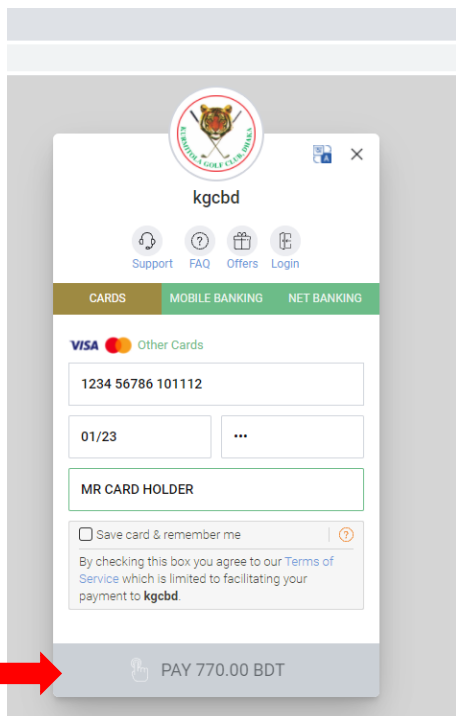
11. Then Click **Confirm**.



12. You will be redirected to payment gateway.



13. Please select your payment type. Enter your Card information. Click **Pay Now**



The screenshot displays the kgcbd mobile application interface for card payment. At the top, there is a logo for 'kgcbd' (Kishore Ganga Golf Club) and navigation icons for Support, FAQ, Offers, and Login. Below this is a menu with three options: CARDS (highlighted in green), MOBILE BANKING, and NET BANKING. The main section is titled 'VISA Other Cards' and contains a form with the following fields: a card number '1234 56786 101112', an expiration date '01/23', and the cardholder's name 'MR CARD HOLDER'. There is a checkbox for 'Save card & remember me' with a help icon. Below the checkbox, a note states: 'By checking this box you agree to our Terms of Service which is limited to facilitating your payment to kgcbd.' At the bottom of the form, a grey button with a card icon and the text 'PAY 770.00 BDT' is visible. A red L-shaped arrow points to this button from the left side of the screen.

14. After successful payment your money receipt will appear. You may print your money receipt. Or You may print your money receipt later from your dashboard.